

PRULink America Fund

September 2024

All data as at 31 Aug 2024 unless otherwise stated

Investment Objective

The investment objective of **PRULink America Fund** is to invest principally in US equity securities.

Fund Details

	PRULink America Fund	PRULink America Fund USD
Share Class	SGD Accumulation	USD Accumulation
Launch Date	19 April 2005	3 October 2023
Initial Investment Charge	Up to 5% ^	
Continuing Investment Charge	1.35% p.a. †	
Manager of the Fund	Eastspring Investments (Singapore) Ltd	
Investment manager of the Underlying Fund	FIL Fund Management Limited	
CPFIS Risk Classification of Investment-linked Insurance Products (ILP)	Higher Risk; Narrowly Focused	Higher Risk
Subscription Method	Cash, CPFIS-OA, SRS	Cash
Underlying Fund Size	Fidelity Funds - America Fund : USD 3,222 M	Fidelity Funds - America Fund : SR-ACC-USD 3,222 M
Funds Under Management	SGD 121.1 M	USD 0.1 M
Total Fund Under Management	SGD 121.2 M	
Financial Year End	31st December	
Benchmark	S&P 500 (Net) Index (SGD)	S&P 500 (Net) Index (USD)

Morningstar Sustainability Rating™#



PRULink America Fund received a Morningstar Sustainability Rating™ of Below Average. Out of 1575 US Equity Large Cap Growth funds as of 30/06/2024. Based on 94% of AUM. Data is based on long positions only.

Performance

PRULink America Fund

Performance ¹	1 month	6 months	1 year	3 years*	5 years*	10 years*	Since Inception*
Offer-Bid	-8.5%	-1.6%	6.2%	3.9%	7.0%	6.8%	5.3%
Bid-Bid	-3.7%	3.5%	11.8%	5.7%	8.1%	7.4%	5.6%
Benchmark ²	-0.2%	8.0%	22.2%	7.7%	13.9%	12.8%	8.5%

PRULink America Fund USD

Performance ¹	1 month	3 months	6 months	Since Inception**
Offer-Bid	-1.1%	5.8%	7.3%	9.8%
Bid-Bid	-1.1%	5.8%	7.3%	9.8%
Benchmark ²	2.4%	7.3%	11.4%	30.3%

Inception date: 31 May 2005 for SGD Accumulation class; 16 October 2023 for USD Accumulation

*Annualised.

**Return less than 1 year is reflected as cumulative return

¹Source: Standard Chartered Bank as calculated on StatPro; SGD; net income reinvested; Offer-bid includes 5% Initial Investment Charge; fund performance includes Continuing Investment Charge; benchmark performance does not include any fees or charges.

²Source for Benchmark : FIL Fund Management Limited

^ Please refer to the relevant Product Summary for details of charges incurred on your plan as charges may vary from product to product and may be lower than 5%.

† We reserve the right to vary the Continuing Investment Charge and may increase it up to the maximum amount indicated in the respective PRULink fund's Fund Information Booklet, but will not do so before giving investors 6 months' written notice..

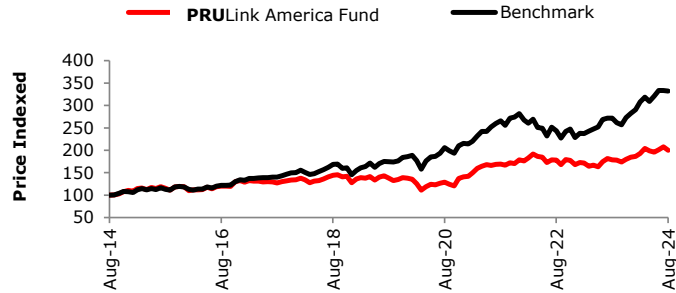
PRULink America Fund

September 2024

All data as at 31 Aug 2024 unless otherwise stated

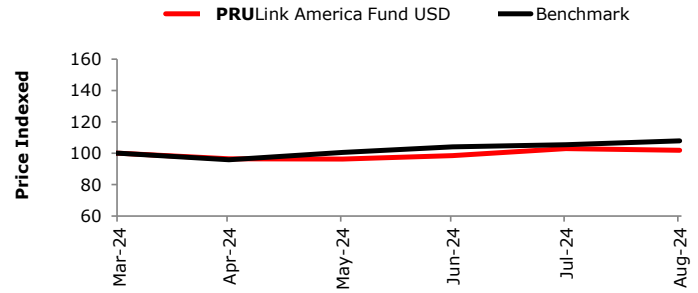
PRULink America Fund

Performance Chart



PRULink America Fund USD

Performance Chart

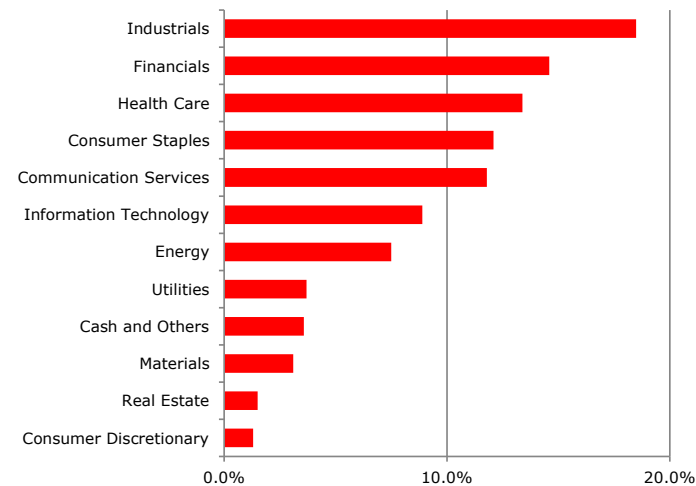


Top 10 holdings³

BERKSHIRE HATHAWAY INC DEL	4.3%
WELLS FARGO & CO NEW	4.3%
ALPHABET INC	4.2%
ELEVANCE HEALTH INC	4.0%
FEDEX CORP	3.8%
MCKESSON CORP	3.6%
SALESFORCE INC	3.1%
UNION PACIFIC CORP	3.0%
BAKER HUGHES CO	2.9%
NORFOLK SOUTHERN CORP	2.9%

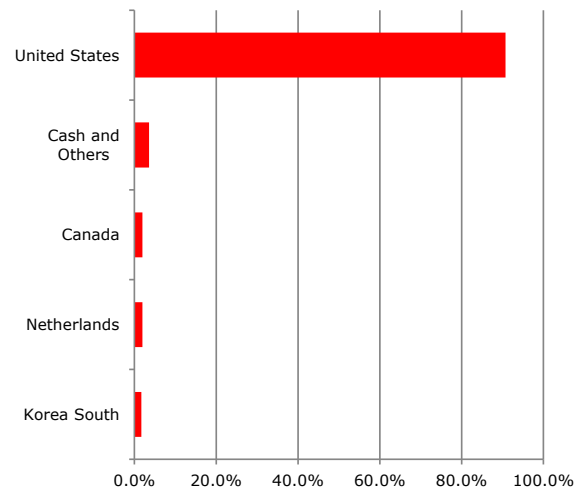
³ Source: Fidelity

Sector Allocation ³



³ Source: Fidelity

Country Allocation ³



Important Information

Please note that the securities mentioned above are included for illustration purposes only. It should not be considered a recommendation to purchase or sell any particular security. There is no assurance that any securities discussed herein will remain in the portfolio of the Fund at the time you receive this material or that securities sold have not been repurchased. The securities discussed do not represent the fund's entire portfolio and in the aggregate may represent only a small percentage of the fund's portfolio holdings.

The Fund is an investment-linked policy fund issued by Prudential Assurance Company Singapore (Pte) Limited (Co. Reg. No. 199002477Z). The manager of the Fund is Eastspring Investments (Singapore) Limited (Co. Reg. No. 199407631H). Prudential Assurance Company Singapore (Pte) Limited, 30 Cecil Street, #30-01 Prudential Tower, Singapore 049712 is the product provider. Investments are subject to investment risks including the possible loss of the principal amount invested. The prediction, projection or forecast on the economy, securities markets or the economic trends of the markets targeted by the fund are not necessarily indicative of the future or likely performance of the fund. The fund returns are calculated on the assumption that all dividends and distributions are reinvested, taking into account all charges which would have been payable upon such reinvestment. The past performance of the Fund is not necessarily indicative of its future performance. The value of units in the Fund and the income accruing to the units, if any, may fall or rise. A Product Summary, Fund Information Booklet and Product Highlights Sheet relating to the Fund are available and may be obtained from your Prudential Financial Consultant. A potential investor should read the Product Summary, Fund Information Booklet and Product Highlights Sheet before deciding whether to subscribe for units in the Fund.

#Sustainability Rating as of 30/06/2024. Corporate and Sovereign Sustainability Score and Investment Style as of 30/06/2024. Morningstar's Sustainability Score incorporates Sustainalytics' company and country-level analysis.

© 2024 Morningstar. All rights reserved. The information contained herein: (1) is proprietary to Morningstar and/or its content providers; (2) may not be copied or distributed; and (3) is not warranted to be accurate, complete, or timely. Neither Morningstar nor its content providers are responsible for any damages or losses arising from any use of this information. Past performance is no guarantee of future results. The ESG-related information, methodologies, tools, ratings, data and opinions contained or reflected herein are not directed to or intended for use or distribution to India-based clients or users and their distribution to Indian resident individuals or entities is not permitted.