



# Paying Premiums for PRUAssure Index Rewards (USD)

Easily make payments for your USD denominated policy, even if you don't have a USD account.

Upon receipt of your acceptance letter, after submitting a policy application, you can proceed to make a premium payment. Here are a few ways you can pay:

Option 1: **Telegraphic Transfer (preferred option)**

Option 2: **USD Cheque (preferred option)**

Option 3: **SGD FAST Transfer\***

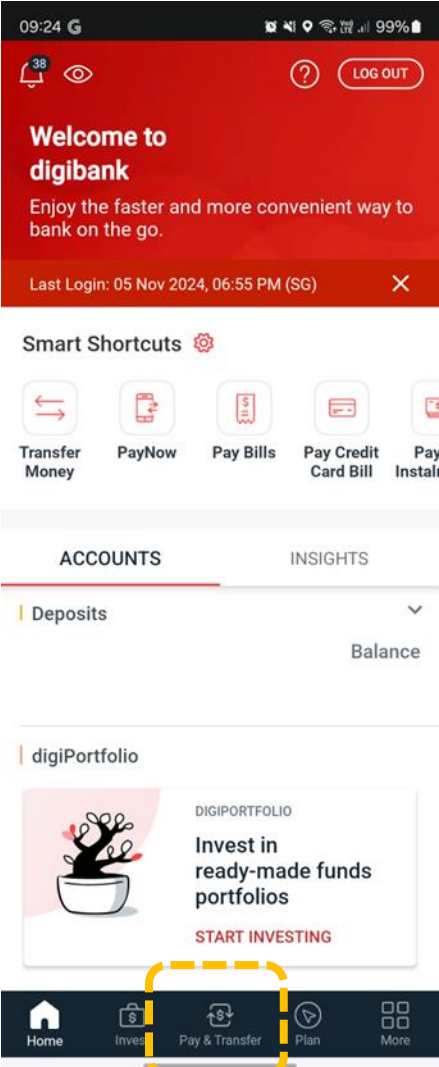
Option 4: **SGD Cheque\***

Detailed steps are available in this guide.

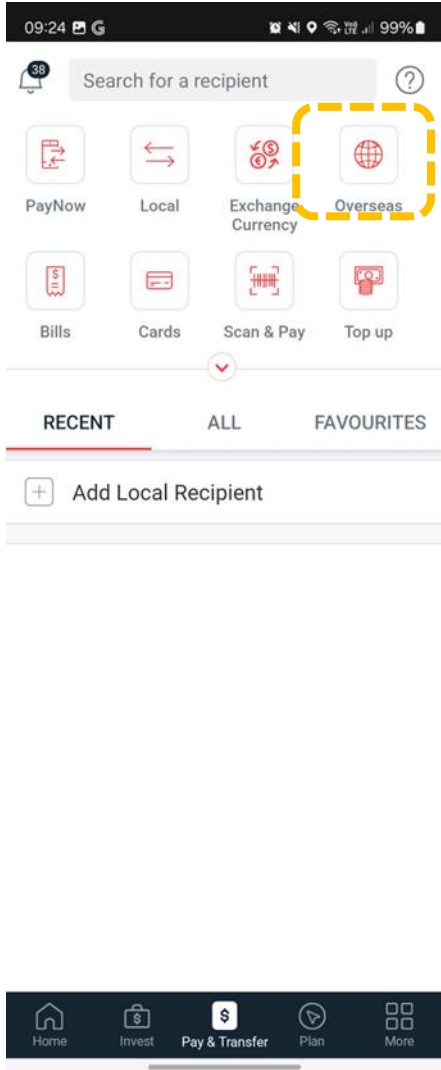
*\* Amounts received in SGD will be converted to USD at our prevailing rates when your payment is processed. In event there is a significant excess payment or short payment, we will contact you to settle the difference. Accurate as of 6 Nov 2024.*

# Option 1: Telegraphic Transfer

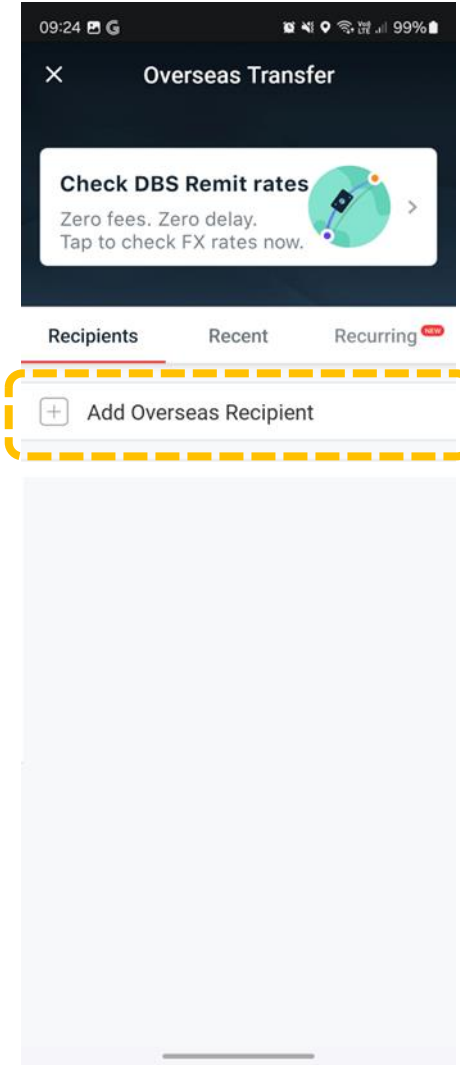
1. Login to your banking app, select **Pay & Transfer**



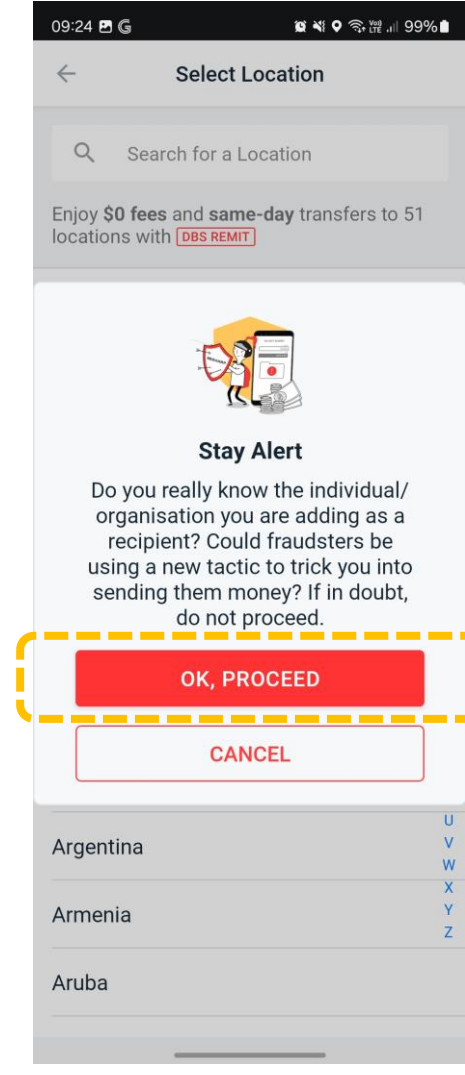
2. Select **Overseas**



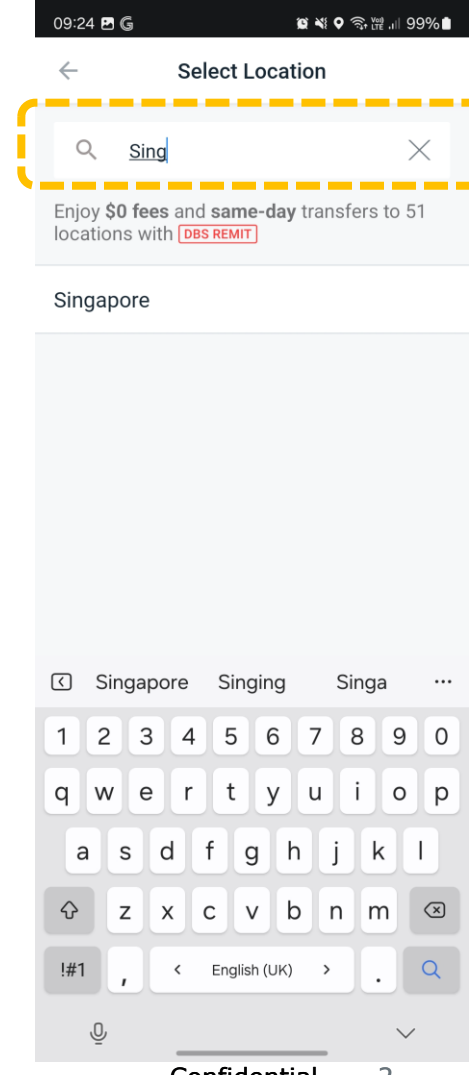
3. Select **Add Overseas Recipient**



4. Click **OK, PROCEED**



5. Enter **Singapore**



Example shows how to make a telegraphic transfer using DBS mobile banking on an android device.

# Option 1: Telegraphic Transfer



6. Enter SWIFT Code: **SCBLSG22XXX**  
Click **Next**

7. Bank Name will show  
as follows. Click **Next**

8. Enter the details below and click  
**Next**

Enter account no:  
**01-7410596-7**

Enter recipient's full name:  
**Prudential Assurance Company SG**

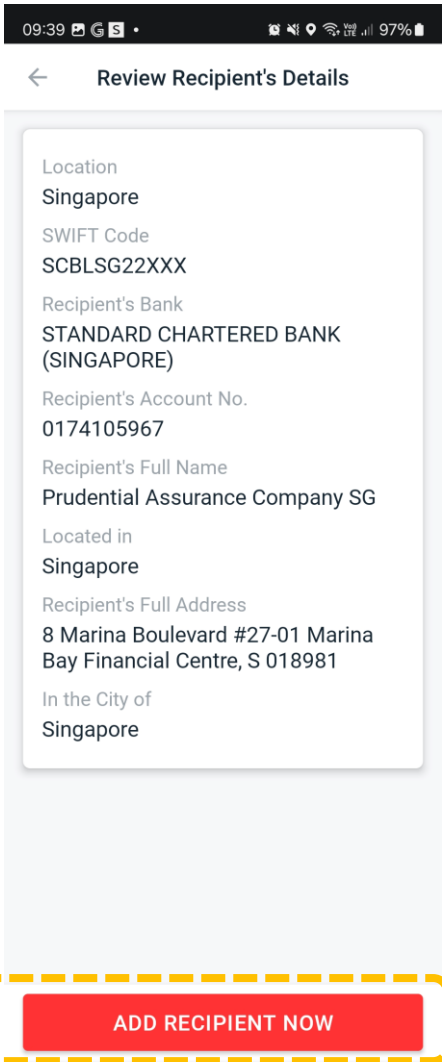
Enter full address:  
**8 Marina Boulevard #27-01, Marina Bay  
Financial Centre, Singapore 018981.**

In the City of:  
**Singapore**

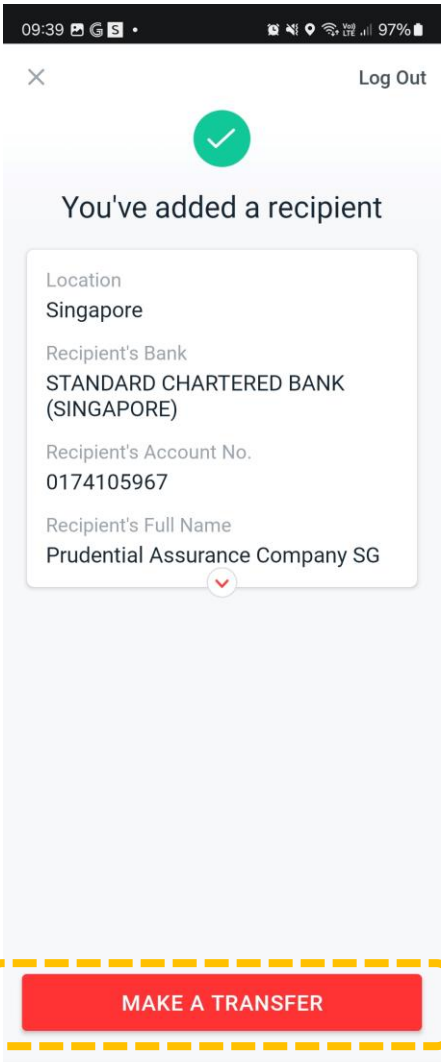
# Option 1: Telegraphic Transfer



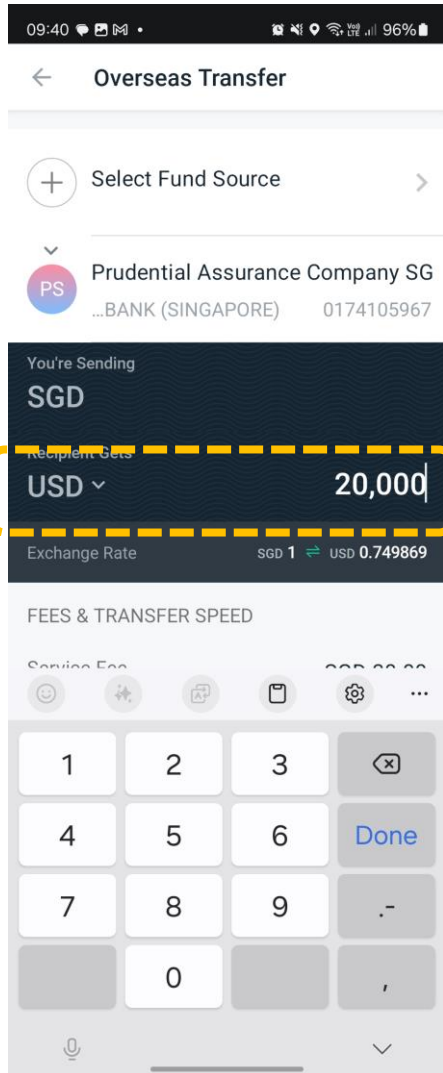
9. Review details. Click **Add**



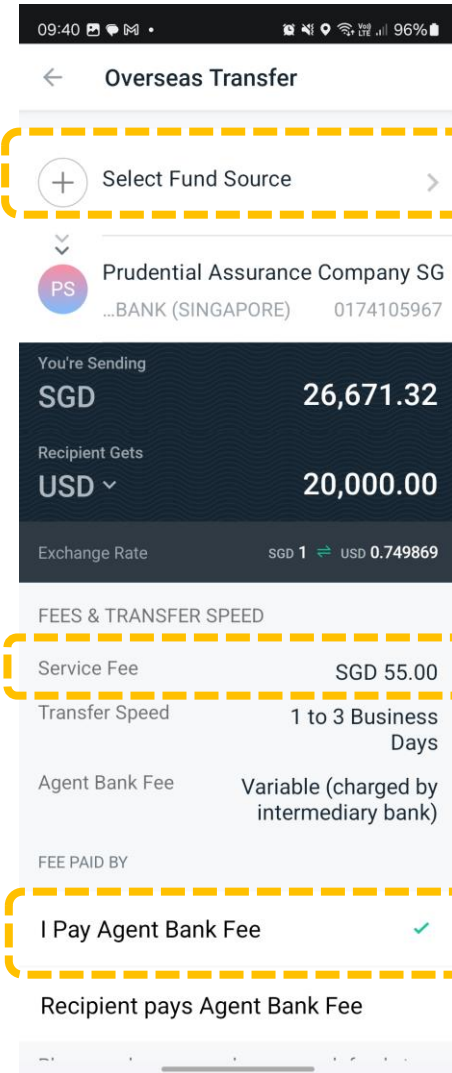
10. Click **Make a Transfer**



11. Enter your Premium Amount in **USD** (example USD \$20,000)



12. The SGD amount will be shown. Select **Fund Source**



Select which account to deduct your premiums from

Your bank may impose a fee for this transfer

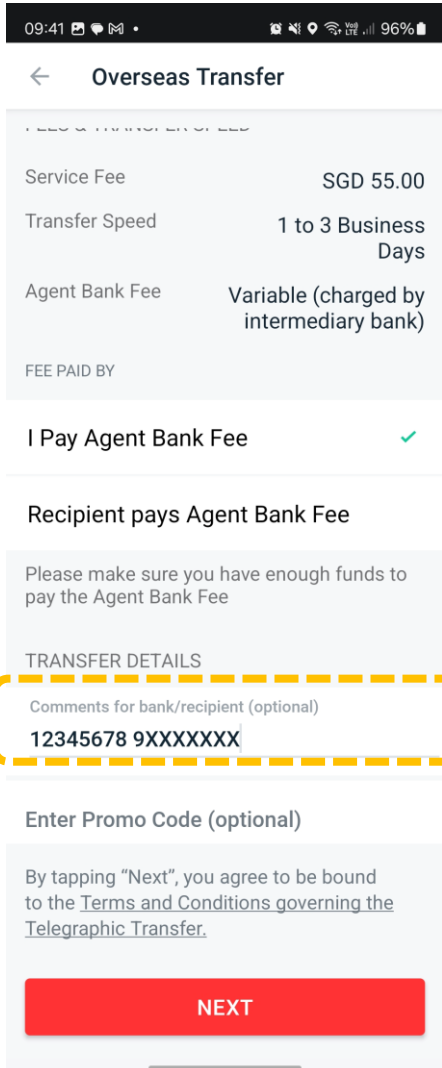
Select "I Pay Agent Bank Fee" as fees are payable by you

Example shows how to make a telegraphic transfer using DBS mobile banking on an android device.

# Option 1: Telegraphic Transfer



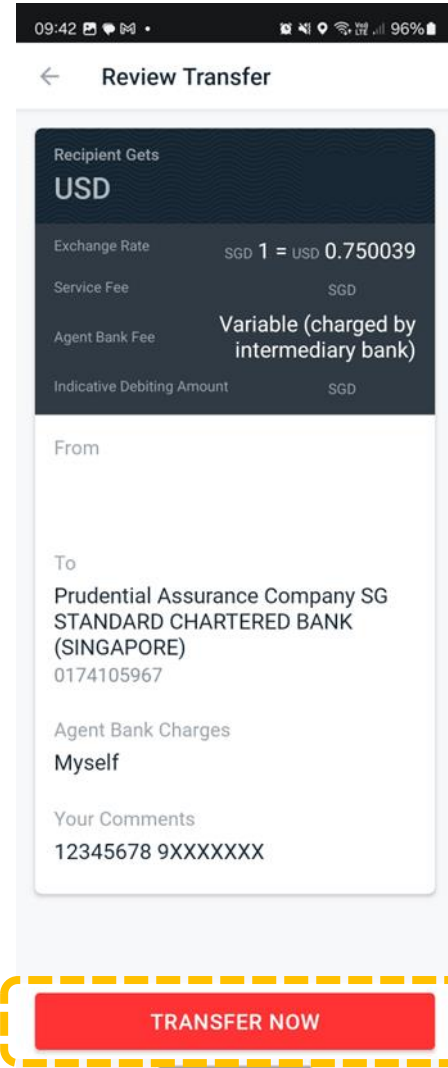
13. Under Comments, enter your **Policy Number, space, Mobile Number**



*For example, if your policy number is 12345678 and mobile is 9XXXXXXX, enter*

**12345678 9XXXXXXX**

14. Review once more and click **Transfer Now**



If you are transferring at a bank branch or via other banks, please share these information with your bank:

Beneficiary:	Prudential Assurance Company Singapore (Pte) Limited
Beneficiary Bank:	Standard Chartered Bank
Beneficiary Bank Account No:	01-7410596-7
Beneficiary Bank Address:	8 Marina Boulevard #27-01, Marina Bay Financial Centre, Singapore 018981.
Beneficiary Bank SWIFT Code:	SCBLSG22XXX
Comments/Reference field for Recipient:	Enter your [Policy Number] and your [Contact Number]  <i>For example, if your policy number is 12345678 and mobile is 9XXXXXXX, enter <b>12345678 9XXXXXXX</b></i>

If Intermediary Bank details are required, please use these information

Intermediary Bank:	Standard Chartered Bank New York
Intermediary Bank SWIFT Code:	SCBLUS33XXX
Intermediary Bank Country:	United States

# Option 2: USD Cheque



You can issue a USD denominated cheque from your USD account.

- Issue the cheque to : **PACS-USD**
- Indicate your **Policy Number, Contact Number** and the words **Premium Payment** on the back of your cheque.
- Drop your cheque at our Customer Service Centre located at Marina One East Tower Level 1 or mail it to Prudential Assurance Company Singapore (Pte) Limited, Robinson Road P.O.Box 492, Singapore 900942

AC/PAYEE ONLY

Standard Chartered

FOREIGN CURRENCY  
Singapore

DATE

PAY **PACS-USD**

US DOLLAR **eg: Twenty thousand only**

**US\$ eg: 20,000**

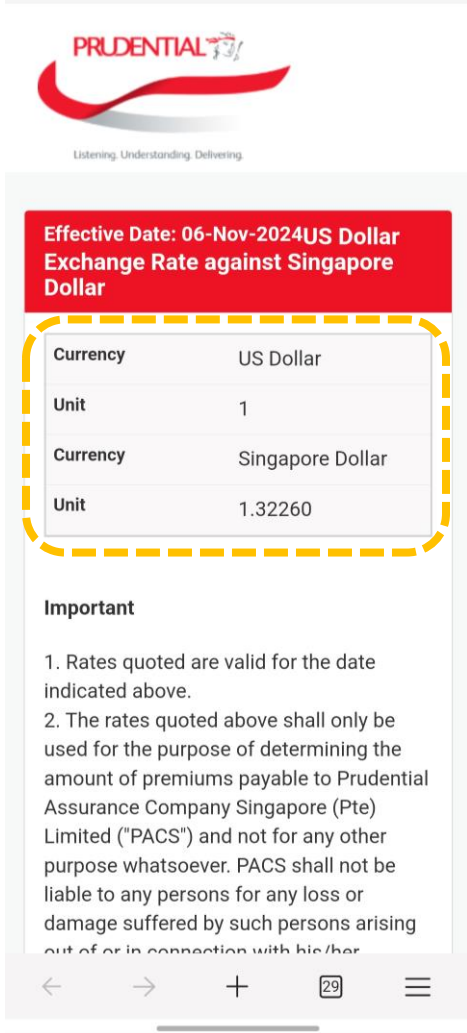
*sign*

CHEQUE NO. BANK BRANCH NO. ACCOUNT NO. PLEASE SIGN ABOVE THIS LINE

## STEP-BY-STEP GUIDE

# Option 3: SGD FAST Transfer

1. Convert your **USD** premium amount to SGD using our [indicative exchange rate](#)



PRUDENTIAL  
Listening. Understanding. Delivering.

**Effective Date: 06-Nov-2024 US Dollar Exchange Rate against Singapore Dollar**

Currency	US Dollar
Unit	1
Currency	Singapore Dollar
Unit	1.32260

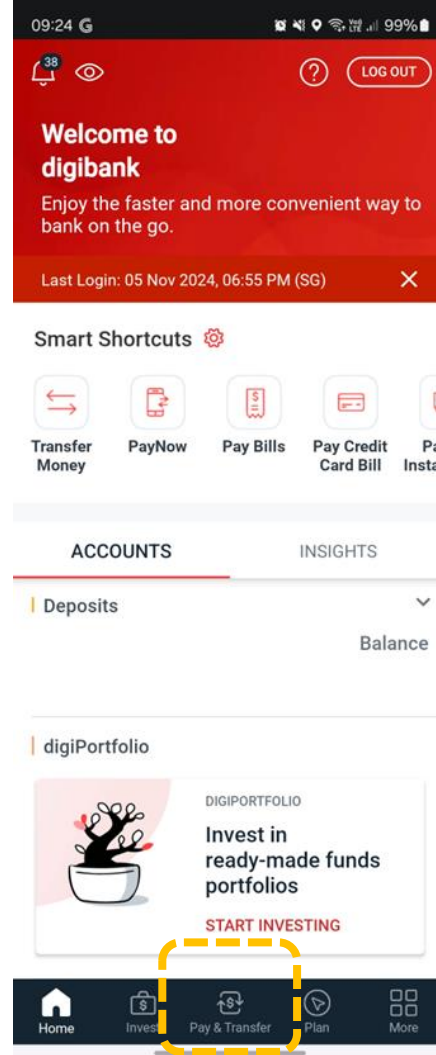
**Important**

1. Rates quoted are valid for the date indicated above.
2. The rates quoted above shall only be used for the purpose of determining the amount of premiums payable to Prudential Assurance Company Singapore (Pte) Limited ("PACS") and not for any other purpose whatsoever. PACS shall not be liable to any persons for any loss or damage suffered by such persons arising out of or in connection with his/her

*Example: if your premium is USD20,000, then the SGD amount is  $20,000 \times 1.32260$*

**Always refer to the latest rate on our [website](#).**

2. Login to your banking app, select **Pay & Transfer**



09:24 G 99%

Welcome to digibank  
Enjoy the faster and more convenient way to bank on the go.  
Last Login: 05 Nov 2024, 06:55 PM (SG)

Smart Shortcuts

- Transfer Money
- PayNow
- Pay Bills
- Pay Credit Card Bill
- Pay Instal

ACCOUNTS    INSIGHTS

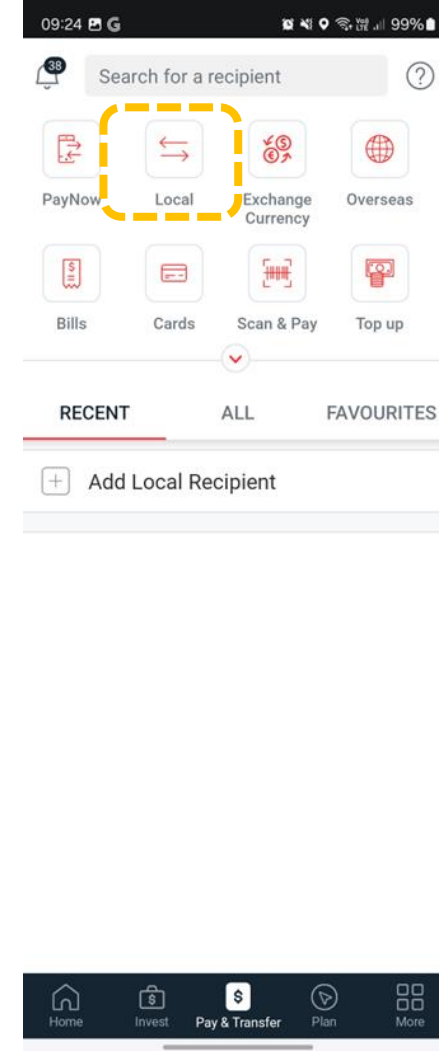
Deposits Balance

digiPortfolio

DIGI PORTFOLIO  
Invest in ready-made funds portfolios  
START INVESTING

Home Invest **Pay & Transfer** Plan More

3. Select **Local**



09:24 G 99%

Search for a recipient

PayNow Local Exchange Currency Overseas

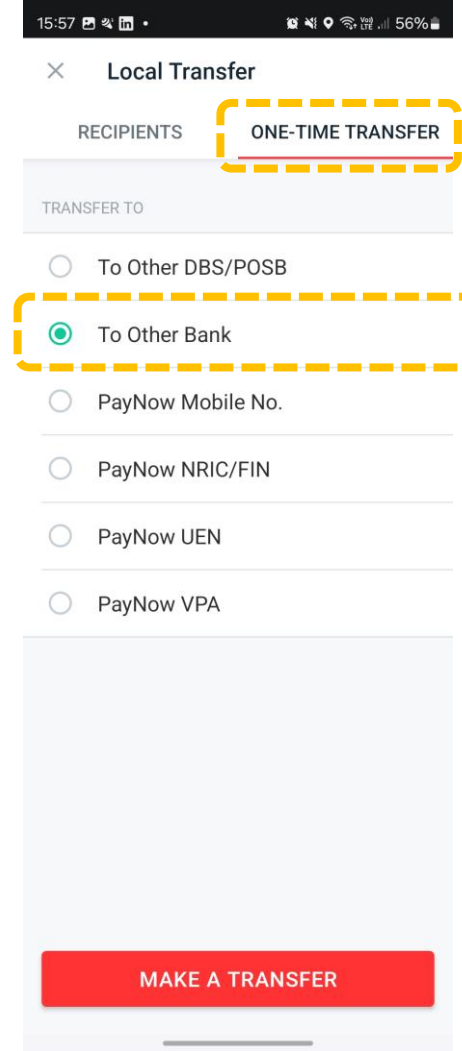
Bills Cards Scan & Pay Top up

RECENT ALL FAVOURITES

+ Add Local Recipient

Home Invest **Pay & Transfer** Plan More

4. Select **ONE-TIME TRANSFER**, and **To Other Bank**



15:57 56%

Local Transfer

RECIPIENTS **ONE-TIME TRANSFER**

TRANSFER TO

- To Other DBS/POSB
- To Other Bank
- PayNow Mobile No.
- PayNow NRIC/FIN
- PayNow UEN
- PayNow VPA

**MAKE A TRANSFER**

*Example shows how to make a FAST transfer using DBS mobile banking on an android device.*

# Option 3: SGD FAST Transfer



5. Enter recipient's name as Prudential

15:57 56%

← Enter Recipient's Details

RECIPIENT'S ACCOUNT DETAILS

Enter recipients name  
Prudential

Select Bank >

Enter account no.

NEXT

6. Select Bank as Standard Chartered Bank

15:57 56%

× Select Bank

Search Stan

STANDARD CHARTERED BANK (SINGAPORE) LIMITED

Stand Standing Standard ...

1 2 3 4 5 6 7 8 9 0

q w e r t y u i o p

a s d f g h j k l

z x c v b n m

!#1 , < English (UK) > . ?

7. Enter account no. as 01 0519296 1

15:58 56%

← Enter Recipient's Details

RECIPIENT'S ACCOUNT DETAILS

Enter recipients name  
Prudential

Select Bank  
STANDARD CHARTERED BANK (SIN... >

Enter account no.  
0105192961

1 2 3

4 5 6 Done

7 8 9

0

8. Enter the converted SGD amount and comments

15:58 56%

← Transfer to Other Banks

Prudential  
STANDARD CHARTERED BANK (SINGAPORE) LIMITED  
0105192961

Recipient Gets  
SGD 26,000.00

Authorised SGD 50,000.00  
Remaining SGD 50,000.00  
Change Limit

SERVICE FEE  
\$ SGD 0.00

Purpose of Transfer Others >

Transfer via FAST

Add comments for Recipient  
12345678 9XXXXXXX

NEXT

Select which account to deduct your premiums from

Enter the SGD amount you obtained in Step 1

Under Comments, enter your **Policy Number, space, Mobile Number**

For example, if your policy number is 12345678 and mobile is 9XXXXXXX, enter

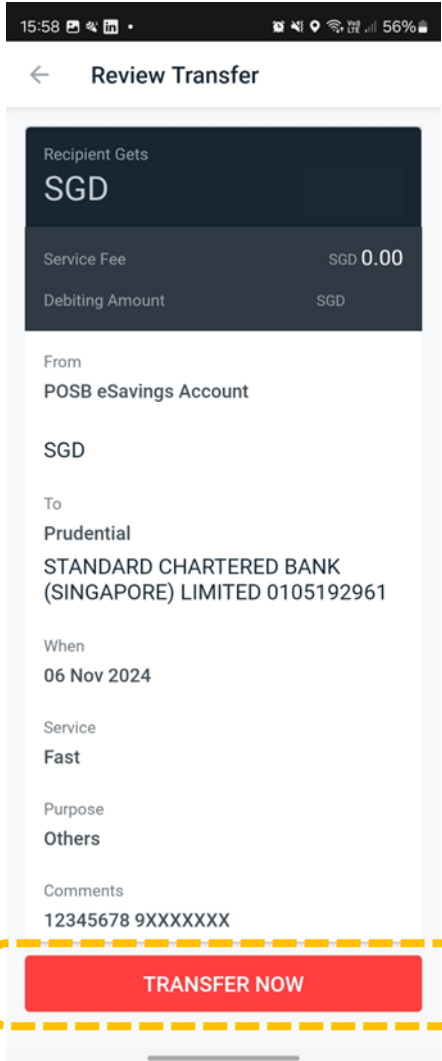
**12345678 9XXXXXXX**



# Option 3: SGD FAST Transfer



9. Review the details and click **Transfer Now**



**Important:**

Amounts received in SGD will be converted to USD at our prevailing rates when your payment is processed. In event there is a significant excess payment or short payment, we will contact you to settle the difference.

*If you are transferring at a bank branch or via other banks, please share these information with your bank:*

Beneficiary:	Prudential Assurance Company Singapore (Pte) Limited
Beneficiary Bank:	Standard Chartered Bank
Beneficiary Bank Account Number:	01-0519296-1
Beneficiary Bank Address:	8 Marina Boulevard #27-01, Marina Bay Financial Centre, Singapore 018981.
Comments/Reference field for Recipient:	Enter your [Policy Number] and your [Contact Number]  <i>For example, if your policy number is 12345678 and mobile is 9XXXXXXX, enter</i> <b>12345678 9XXXXXXX</b>

Example shows how to make a FAST transfer using DBS mobile banking on an android device.

# Option 4: SGD Cheque



You can issue an SGD Cheque\* from your SGD account.

- Convert your USD premium amount to SGD using our [indicative exchange rate](#)
- Issue the cheque to : **Prudential Assurance Company (S) P/L**
- Indicate your **Policy Number, Contact Number** and the words **Premium Payment** on the back of your cheque.
- Drop your cheque at our Customer Service Centre located at Marina One East Tower Level 1 or mail it to Prudential Assurance Company Singapore (Pte) Limited, Robinson Road P.O.Box 492, Singapore 900942

UOB United Overseas Bank Limited, Singapore  
大華銀行

日期 DATE        
D D M M Y Y

新交 PAY **Prudential Assurance Company (S) P/L**

新加坡幣 DOLLARS **eg: Twenty-Six Thousand only**

持票人 OR BEARER **S\$ eg: 26,000**

**sign**

CHEQUE NO. BANK - BRANCH NO. ACCOUNT NO. 請在此线以上部份簽署 PLEASE SIGN ABOVE THIS LINE

\* Amounts received in SGD will be converted to USD at our prevailing rates when your payment is processed. In event there is a significant excess payment or short payment, we will contact you to settle the difference.